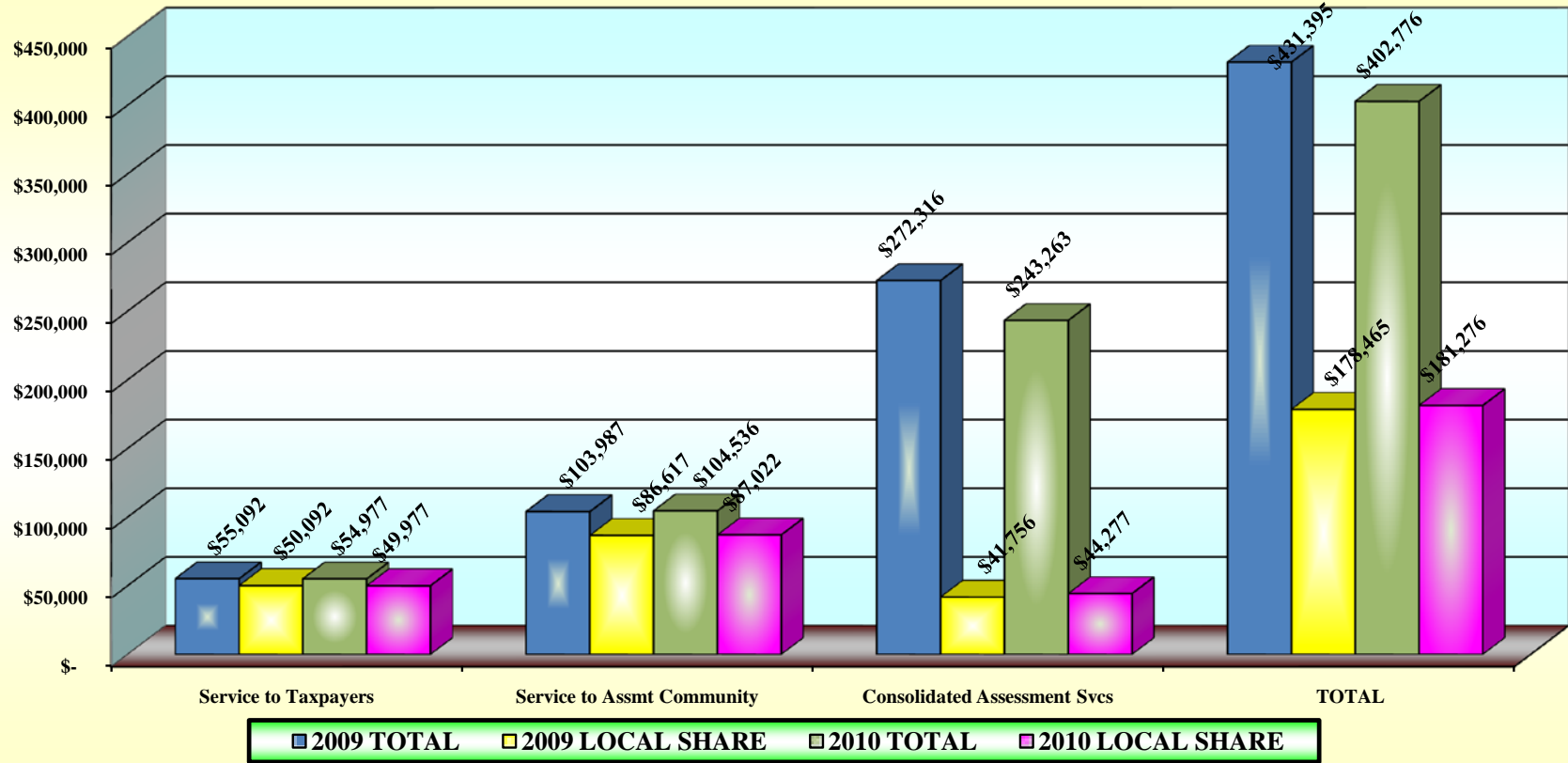


REAL PROPERTY Summary Comparison of 2009-2010 Costs

| Program | 2009 Personnel (100) | 2009 Equipment (200) | 2009 Operations (400) | 2009 TOTAL | 2009 LOCAL SHARE | 2010 Personnel (100) | 2010 Equipment (200) | 2010 Operations (400) | 2010 TOTAL | 2010 LOCAL SHARE | % Change LOCAL SHARE |
|------------------------------|----------------------|----------------------|-----------------------|-------------------|-------------------|----------------------|----------------------|-----------------------|-------------------|-------------------|----------------------|
| Service to Taxpayers | \$ 52,492 | \$ - | \$ 2,600 | \$ 55,092 | \$ 50,092 | \$ 52,377 | \$ - | \$ 2,600 | \$ 54,977 | \$ 49,977 | |
| Service to Assmt Community | \$ 72,887 | \$ - | \$ 31,100 | \$ 103,987 | \$ 86,617 | \$ 73,536 | \$ - | \$ 31,000 | \$ 104,536 | \$ 87,022 | |
| Consolidated Assessment Svcs | \$ 266,316 | \$ - | \$ 6,000 | \$ 272,316 | \$ 41,756 | \$ 211,863 | \$ - | \$ 31,400 | \$ 243,263 | \$ 44,277 | |
| TOTAL | \$ 391,695 | \$ - | \$ 39,700 | \$ 431,395 | \$ 178,465 | \$ 337,776 | \$ - | \$ 65,000 | \$ 402,776 | \$ 181,276 | 1.6% |




REAL PROPERTY TAX SERVICE AGENCY

Mission Statement: The Real Property Agency oversees the equitable administration of the real property tax.

| Program | Personnel & Fringes | Equipment | Operational Expenses | Total Expenses | Revenues | Local Share |
|------------------------------|---------------------|-------------|----------------------|-------------------|-------------------|-------------------|
| Service to Taxpayers | \$ 52,377 | \$ - | \$ 2,600 | \$ 54,977 | \$ 5,000 | \$ 49,977 |
| Service to Assmt Community | \$ 73,536 | \$ - | \$ 31,000 | \$ 104,536 | \$ 17,514 | \$ 87,022 |
| Consolidated Assessment Svcs | \$ 211,863 | \$ - | \$ 31,400 | \$ 243,263 | \$ 198,986 | \$ 44,277 |
| Program TOTALS | \$ 337,776 | \$ - | \$ 65,000 | \$ 402,776 | \$ 221,500 | \$ 181,276 |


Expenses

Service to Taxpayers
100%



Revenue

Local Share
45%



Revenues
55%

REAL PROPERTY TAX AGENCY
Performance Measures

| Programs | Definition | Performance Measures | 2009 Outcomes | 2010 Projected Outcomes |
|--|---|---|--|---|
| Service to Taxpayers | <p>Process corrections to tax rolls.</p> <p>Provide on-line access to assessment information in order to facilitate a more efficient interaction with the public.</p> | <p>Circumstances of alleged errors are investigated and recommendations issued within 10 days of receipt of application, consistent with statutory requirement.</p> <p>Increase the number of hits to the on-line assessment web site, reducing the need for office visits.</p> | <p>29 of 40 (73%) Corrections were processed within 10 days of receipt of application.</p> <p>14,244 public logins representing 41,697 parcel searches, exceeding the targeted outcome of 10,000 logins and 30,000 parcel searches.</p> | <p>100% of all corrections to be processed within 10 days of receipt of application.</p> <p>Maintain the on-line assessment web site at 15,000 logins and 45,000 parcel searches.</p> |
| Service to the Assessment Community | <p>Service to the Assessment Community includes: ~Preparing and maintaining accurate tax maps for assessment purposes.</p> <p>~Providing timely reports to the state on behalf of municipalities.</p> <p>~Assist the County Treasurer with the tax auction.</p> | <p>Provide deeds and transfer reports to assessors within 45 days of filing.</p> <p>Sales Transmittal Reports are to be provided to Albany quarterly.</p> <p>Assessors' Annual Reports to be provided to Albany by 7/31.</p> <p>Parcels on the auction list are investigated and a report issued within 30 days of receipt of the list.</p> | <p>94% of all transfers (578 out of 612) were provided to assessors within 45 days of filing.</p> <p>Sales transmittal reports were provided to Albany monthly.</p> <p>Reports were provided in July.</p> <p>Parcels on the auction list were visited and a report provided within 30 days of receipt of the list.</p> | <p>100% of all transfers to be provided to assessors within 45 days of filing.</p> <p>Sales Transmittal Reports are to be provided to Albany quarterly.</p> <p>Assessors' Annual Reports to be provided to Albany by 7/31.</p> <p>Parcels on the auction list are investigated and a report issued within 30 days of receipt of the list.</p> |

REAL PROPERTY TAX AGENCY
Performance Measures

| Programs | Definition | Performance Measures | 2009 Outcomes | 2010 Projected Outcomes |
|---|--|---|---|---|
| Chemung County Shared Services | The shared services contract with Chemung County includes providing RPT Director services as defined in statute, and administration of PILOT program. | Calculate net revenue attributed to the shared services contract. | N/A | N/A |
| Consolidated Assessment Services | Provide assessing services to municipalities including assessment and exemption administration, successful completion of reassessment projects, and a public information program that educates taxpayers as to the system processes and their rights to due process. | <p>Reassessment Rolls meet the state's requirements for level and equity to qualify for aid.</p> <p>Conduct a public information meeting in each municipality, and meet with town boards.</p> <p>Per parcel cost of service must compare favorably to \$13.55 average per parcel cost prior to implementation of program.</p> <p>Maximize the number of participating municipalities to offset per parcel cost.</p> | <p>All 5 towns reassessed received a 100% equalization rate and will qualify for aid.</p> <p>Conducted PI meetings, or visited town board meetings, in all 7 towns.</p> <p>Per parcel cost was \$10.30.</p> <p>7 of 8 municipalities participate.</p> | <p>All 7 towns reassessment rolls meet state standards and qualify for aid.</p> <p>Conduct PI meetings in all 7 reassessment towns.</p> <p>Per parcel cost will be \$10.96.</p> <p>7 of 8 municipalities participate.</p> |